



# Ambrosia

## Ciszak Dalmas

marset

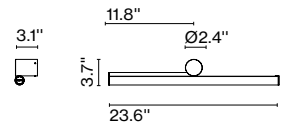
Its design stems from a tubular structure with gentle lines that attaches to the ceiling, allowing the light to descend and gently illuminate any type of project. It is this diffuse light that fills the space, adding beauty.

Its linear and unique design, a nearly flat segment of light, was made modular and asymmetric to create a soft and surprising lighting system.



**Ambrosia A 60 Left**

Code	Finish	Wattage	Luminaire	CCT	CRI
A704-115-15-22K	● Matt Gold	LED SMD 24Vdc 9.6W	1058lm	2200K	CRI90
A704-115-15-27K	● Matt Gold	LED SMD 24Vdc 9.6W	1014lm	2700K	CRI90
A704-115-15-30K	● Matt Gold	LED SMD 24Vdc 9.6W	1028lm	3000K	CRI90
A704-115-16-22K	● Black	LED SMD 24Vdc 9.6W	1058lm	2200K	CRI90
A704-115-16-27K	● Black	LED SMD 24Vdc 9.6W	1014lm	2700K	CRI90
A704-115-16-30K	● Black	LED SMD 24Vdc 9.6W	1028lm	3000K	CRI90




Dimmable: Based on specified driver  
 Integrated dimmer: No  
 Dimming protocols: Based on specified driver

Materials  
 Structure: Aluminum  
 Diffuser: Methacrylate  
 Canopy: Aluminum / Steel

Suitable for damp locations

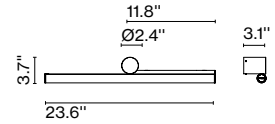
LED included

Dimmable

 Under approval process. For latest certification status check the spec sheet.

**Ambrosia A 60 Right**

Code	Finish	Wattage	Luminaire	CCT	CRI
A704-116-15-22K	● Matt Gold	LED SMD 24Vdc 9.6W	1058lm	2200K	CRI90
A704-116-15-27K	● Matt Gold	LED SMD 24Vdc 9.6W	1014lm	2700K	CRI90
A704-116-15-30K	● Matt Gold	LED SMD 24Vdc 9.6W	1028lm	3000K	CRI90
A704-116-16-22K	● Black	LED SMD 24Vdc 9.6W	1058lm	2200K	CRI90
A704-116-16-27K	● Black	LED SMD 24Vdc 9.6W	1014lm	2700K	CRI90
A704-116-16-30K	● Black	LED SMD 24Vdc 9.6W	1028lm	3000K	CRI90



Dimmable: Based on specified driver  
 Integrated dimmer: No  
 Dimming protocols: Based on specified driver

Materials  
 Structure: Aluminum  
 Diffuser: Methacrylate  
 Canopy: Aluminum / Steel

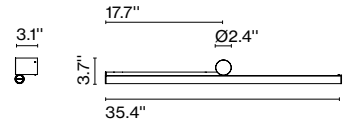
Suitable for damp locations

LED included



**Ambrosia A 90 Left**

Code	Finish	Wattage	Luminaire	CCT	CRI
A704-117-15-22K	● Matt Gold	LED SMD 24Vdc 14.4W	1587lm	2200K	CRI90
A704-117-15-27K	● Matt Gold	LED SMD 24Vdc 14.4W	1521lm	2700K	CRI90
A704-117-15-30K	● Matt Gold	LED SMD 24Vdc 14.4W	1692lm	3000K	CRI90
A704-117-16-22K	● Black	LED SMD 24Vdc 14.4W	1587lm	2200K	CRI90
A704-117-16-27K	● Black	LED SMD 24Vdc 14.4W	1521lm	2700K	CRI90
A704-117-16-30K	● Black	LED SMD 24Vdc 14.4W	1692lm	3000K	CRI90



Dimmable: Based on specified driver  
 Integrated dimmer: No  
 Dimming protocols: Based on specified driver

Materials  
 Structure: Aluminum  
 Diffuser: Methacrylate  
 Canopy: Aluminum / Steel

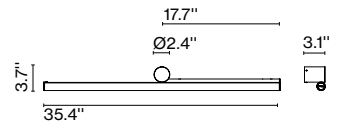
Suitable for damp locations

LED included



**Ambrosia A 90 Right**

Code	Finish	Wattage	Luminaire	CCT	CRI
A704-118-15-22K	● Matt Gold	LED SMD 24Vdc 14.4W	1587lm	2200K	CRI90
A704-118-15-27K	● Matt Gold	LED SMD 24Vdc 14.4W	1521lm	2700K	CRI90
A704-118-15-30K	● Matt Gold	LED SMD 24Vdc 14.4W	1692lm	3000K	CRI90
A704-118-16-22K	● Black	LED SMD 24Vdc 14.4W	1587lm	2200K	CRI90
A704-118-16-27K	● Black	LED SMD 24Vdc 14.4W	1521lm	2700K	CRI90
A704-118-16-30K	● Black	LED SMD 24Vdc 14.4W	1692lm	3000K	CRI90



Dimmable: Based on specified driver  
 Integrated dimmer: No  
 Dimming protocols: Based on specified driver

Materials  
 Structure: Aluminum  
 Diffuser: Methacrylate  
 Canopy: Aluminum / Steel

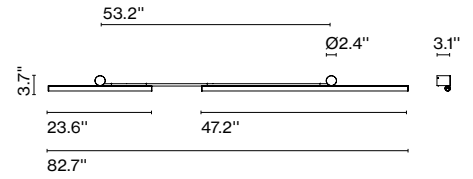
Suitable for damp locations

LED included



**Ambrosia A 210**

Code	Finish	Wattage	Luminaire	CCT	CRI
A704-121-15-22K	● Matt Gold	LED SMD 24Vdc 28.8W	2802lm	2200K	CRI90
A704-121-15-27K	● Matt Gold	LED SMD 24Vdc 28.8W	2812lm	2700K	CRI90
A704-121-15-30K	● Matt Gold	LED SMD 24Vdc 28.8W	2865lm	3000K	CRI90
A704-121-16-22K	● Black	LED SMD 24Vdc 28.8W	2802lm	2200K	CRI90
A704-121-16-27K	● Black	LED SMD 24Vdc 28.8W	2812lm	2700K	CRI90
A704-121-16-30K	● Black	LED SMD 24Vdc 28.8W	2865lm	3000K	CRI90



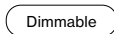
Dimmable: Based on specified driver  
 Integrated dimmer: No  
 Dimming protocols: Based on specified driver

**Materials**

Structure: Aluminum  
 Diffuser: Methacrylate  
 Canopy: Aluminum / Steel

Suitable for damp locations

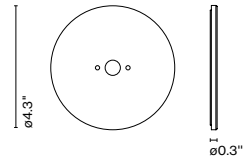
LED included



**Disk Accessory**

Product type: Accessory  
 Accessory used to install the luminaire on Jbox. Two units are necessary for Ambrosia A 210.

Code	Finish
A704-128-15	● Matt Gold
A704-128-16	● Black



**Materials**

Structure: Metal

**Power supply - Dimmable**

Code	Description	Dimming	Class
968-230	Power supply 60W - 24V	0-10V	2

Materials  
 Structure: Metal



**Luminaire**  
 The installation and location of the remote LED driver must be in accordance with the specific regulations of each country and will be the exclusive responsibility of the installation company.

marsetusa@marset.com  
 www.marset.com

**Download**

Photometric data file (LDT or IES)  
 2D, 3D, Photometric Data  
 Assembly instructions

**Collection**

